

Scaled data based on original data using  
LM-79-08 Approved Method: Electrical and Photometric Measurements of Solid-  
State Lighting Products

Test Report Prepared for  
Cooper Lighting Solutions  
(formerly Eaton)

Brand: McGRAW-EDISON

Report Number: P386103

Luminaire Tested: **GWC-SA1D-727-U-RW**

Issue Date: 3/3/2020

**Test Information**

Test Method: LM-79-08  
Report Number: P386103  
TEST IS SCALED FROM IESNA LM-79-08 TEST DATA (G2-1903-205-7)  
Test Lab: INNOVATION CENTER  
Issue Date: 3/3/2020  
Manufacturer: COOPER LIGHTING SOLUTIONS (FORMERLY EATON)  
Product Line: MCGRAW-EDISON  
Catalog Number: GWC-SA1D-727-U-RW  
Description: GALLEON WALL LUMINAIRE  
(1) 70 CRI, 2700K, 1200mA LIGHTSQUARE WITH 16 LEDS AND RECTANGULAR WIDE OPTICS  
Light Source: -  
Ballast/Driver: ELECTRONIC DRIVER

**Summary**

Lumens per Lamp: N/A  
Luminaire Lumens: 7085 lumens  
Efficiency: N/A  
Efficacy: 105.7 lumens/watt  
Luminous Opening: Rectangular (W 0.5' x L: 0.5' x H: 0')  
IES Classification: Type III - Short  
BUG Rating: B3 - U0 - G3

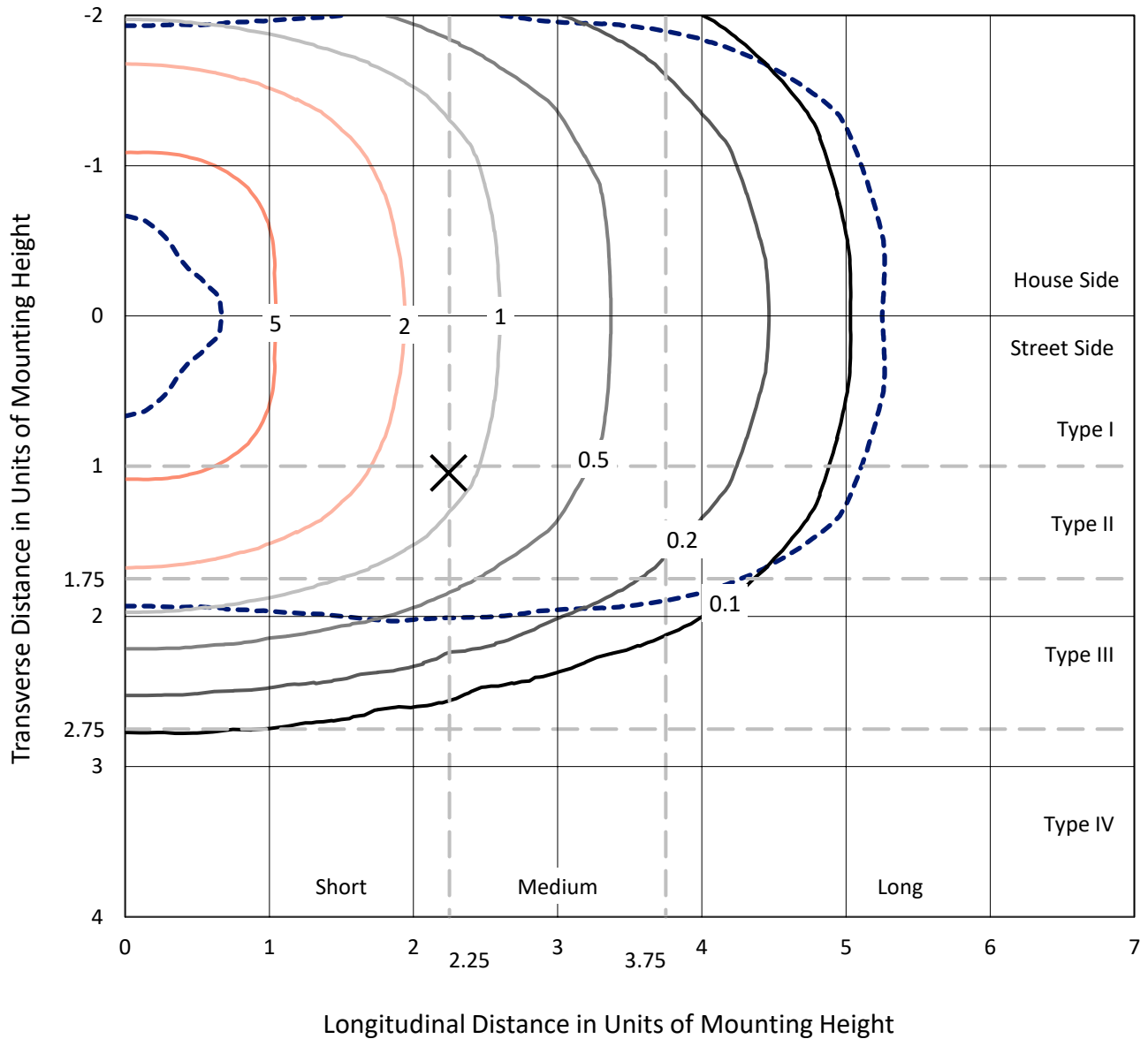
Input Watts (W): 67  
Input Voltage (V): NR  
Input Current (A<sub>in</sub>): NR  
Voltage Rise (V): NR  
Power Factor: NR  
Total Harmonic Distortion (THDi): NR  
Frequency (hertz): 60  
Stabilization Time: NR  
Operation Time: NR  
Ambient Temperature (°C): NR  
Test Distance: 24 FT



REPORT NUMBER: P386103  
 CATALOG NUMBER: GWC-SA1D-727-U-RW

### Iso-Footcandle Lines of Horizontal Illumination

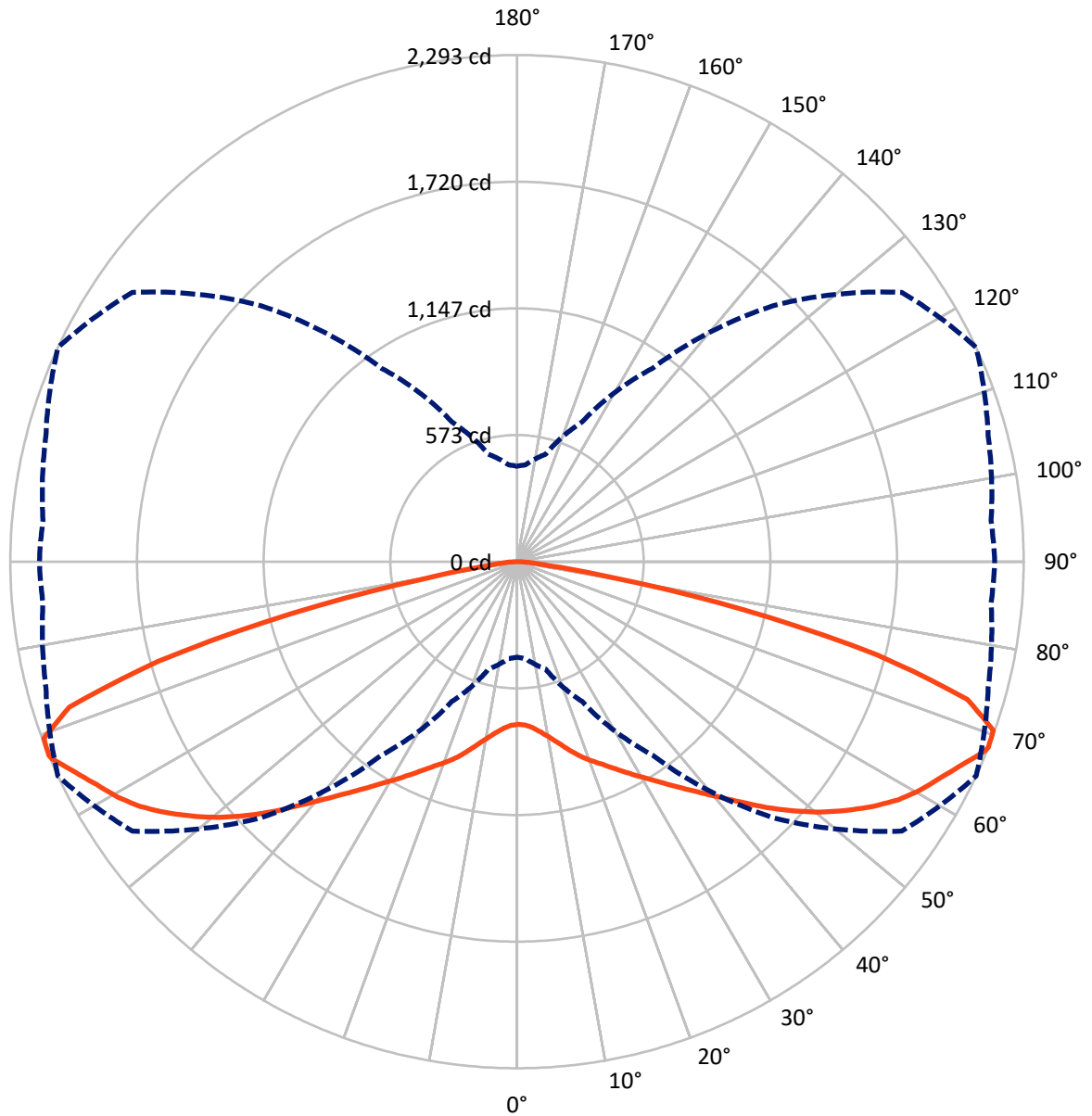
✕ Max cd  
 - - - 1/2 Max cd



Based on 10 foot mounting height. Maximum calculated value = 8.3 fc  
 Type III - Short - N/A

REPORT NUMBER: P386103  
CATALOG NUMBER: GWC-SA1D-727-U-RW

### Luminous Intensity Polar Plot



— Vertical Plane Through 65-Deg Lateral    - - - Horizontal Cone Through 68-Deg Vertical

REPORT NUMBER: P386103

CATALOG NUMBER: GWC-SA1D-727-U-RW

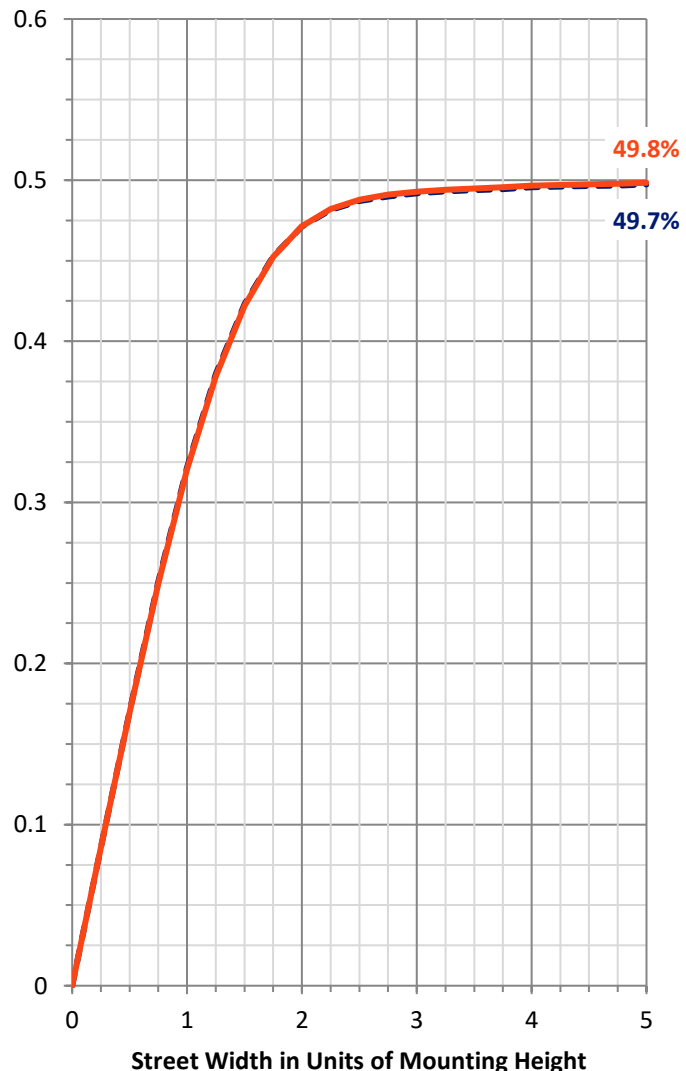
**FLUX DISTRIBUTION:**

		Downward	Upward	Total
<b>House Side</b>	Lumens	3542.5	0.0	3542.5
	% Fixture	50.0	0.0	50.0
<b>Street Side</b>	Lumens	3542.5	0.0	3542.5
	% Fixture	50.0	0.0	50.0
<b>Total</b>	Lumens	7085.0	0.0	7085.0
	% Fixture	100.0	0.0	100.0

**ZONAL LUMENS:**

Zone	Lumens	% Fixture
0°-10°	72.1	1.0
10°-20°	241.5	3.4
20°-30°	470.9	6.6
30°-40°	791.0	11.2
40°-50°	1246.4	17.6
50°-60°	1666.8	23.5
60°-70°	1620.4	22.9
70°-80°	885.8	12.5
80°-90°	90.1	1.3
90°-100°	0.0	0.0
100°-110°	0.0	0.0
110°-120°	0.0	0.0
120°-130°	0.0	0.0
130°-140°	0.0	0.0
140°-150°	0.0	0.0
150°-160°	0.0	0.0
160°-170°	0.0	0.0
170°-180°	0.0	0.0
0°-90°	7085.0	100.0
0°-180°	7085.0	100.0

**Coefficient of Utilization**



REPORT NUMBER: P386103

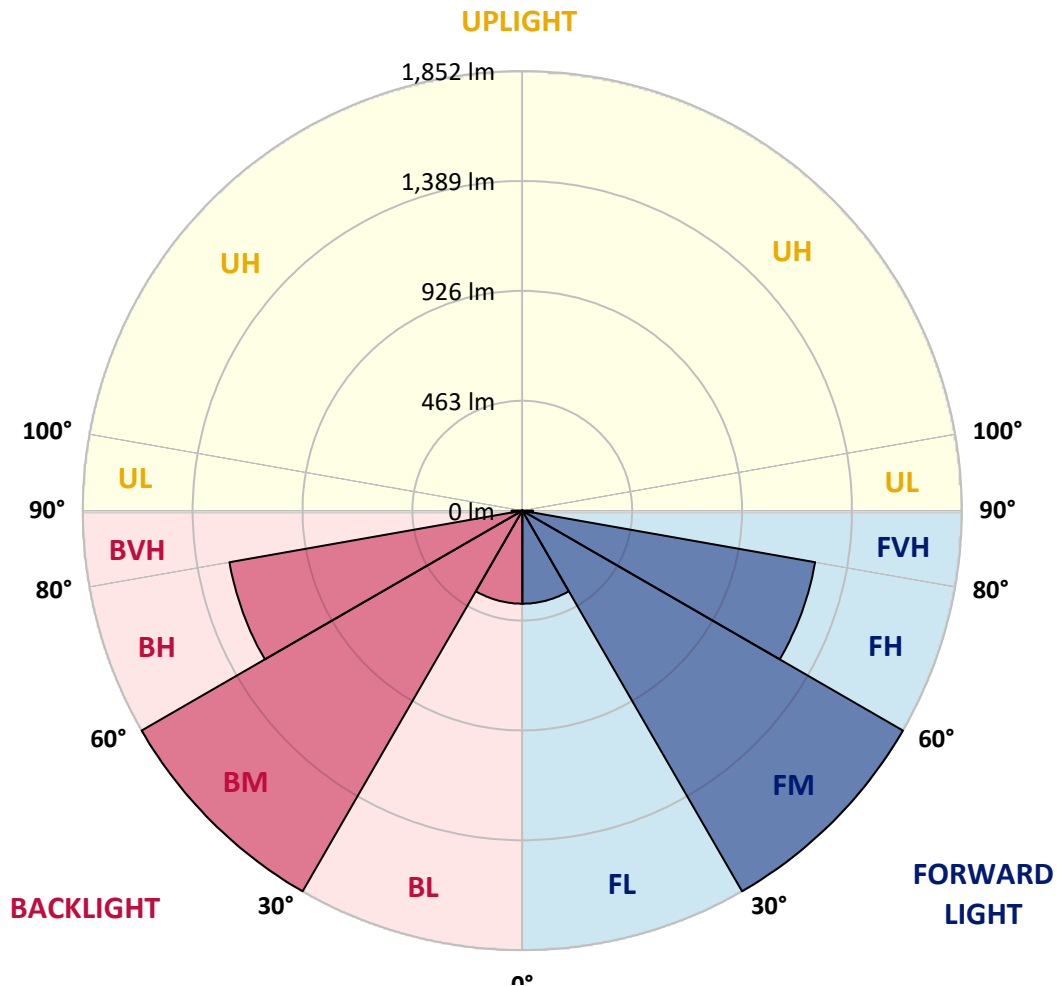
CATALOG NUMBER: GWC-SA1D-727-U-RW

**LUMINAIRE CLASSIFICATION SYSTEM LUMEN TABLE AND BUG RATING:**

Zone	Lumens	% Fixture	Zone Rating/Lumen Limit		
			B	U	G
FL (0°-30°)	392.3	5.5			
FM (30°-60°)	1852.1	26.1			
FH (60°-80°)	1253.1	17.7			G1/1800
FVH (80°-90°)	45.0	0.6			G1/100
BL (0°-30°)	392.3	5.5	B1/500		
BM (30°-60°)	1852.1	26.1	B2/2500		
BH (60°-80°)	1253.1	17.7	B3/2500		G3/2500
BVH (80°-90°)	45.0	0.6			G1/100
UL (90°-100°)	0.0	0.0		U0/0	
UH (100°-180°)	0.0	0.0		U0/0	

**BUG Rating: B3-U0-G3**

Type III Short





REPORT NUMBER: P386103  
 CATALOG NUMBER: GWC-SA1D-727-U-RW

**CANDELA DISTRIBUTION (FULL):**

	0°	5°	15°	25°	35°	45°	55°	65°	75°	85°	90°
0°	736.7	736.7	736.7	736.7	736.7	736.7	736.7	736.7	736.7	736.7	736.7
2.5°	731.4	731.7	732.9	734.3	735.5	738.6	739.3	740.5	740.9	742.1	742.1
5°	725.0	725.5	728.4	732.2	736.4	744.0	749.5	755.7	758.8	762.1	761.9
7.5°	724.3	725.5	729.5	735.7	742.8	755.4	766.8	779.2	787.5	795.1	794.6
10°	731.7	733.6	739.3	748.6	759.2	774.9	791.8	808.4	822.9	834.5	835.0
12.5°	742.8	745.2	754.3	768.3	784.4	804.6	824.6	843.3	863.3	880.6	882.1
15°	757.6	760.7	774.2	795.1	819.8	843.8	865.2	884.4	907.5	931.5	933.8
17.5°	779.4	783.7	801.5	829.8	862.3	888.7	911.0	925.5	944.8	969.5	974.0
20°	812.7	818.2	840.7	874.5	914.1	941.7	958.8	961.9	971.4	993.5	998.7
22.5°	855.9	860.7	885.9	926.0	970.4	1000.4	1009.4	997.0	996.1	1013.9	1018.9
25°	904.2	908.4	937.6	982.8	1030.5	1063.6	1063.3	1039.3	1022.7	1036.5	1041.7
27.5°	958.3	965.0	993.0	1040.5	1091.6	1124.1	1122.2	1085.2	1053.6	1057.1	1061.7
30°	1020.6	1027.9	1055.2	1103.5	1154.5	1186.4	1184.0	1135.1	1087.5	1078.0	1081.4
32.5°	1097.8	1106.6	1132.4	1180.0	1225.1	1253.8	1247.0	1189.2	1128.4	1107.7	1110.8
35°	1190.7	1195.9	1223.2	1270.0	1306.6	1326.3	1311.8	1251.9	1180.2	1155.3	1155.3
37.5°	1284.7	1288.8	1319.4	1364.8	1400.2	1410.6	1382.4	1320.6	1247.9	1212.5	1213.2
40°	1375.0	1385.9	1420.4	1466.9	1501.9	1504.7	1467.2	1399.0	1323.2	1286.6	1290.9
42.5°	1469.3	1480.0	1521.1	1573.8	1604.7	1609.5	1565.5	1486.9	1408.3	1378.6	1383.3
45°	1553.4	1562.0	1609.5	1670.8	1709.2	1721.6	1669.6	1587.6	1500.2	1471.2	1472.4
47.5°	1612.1	1623.2	1675.5	1747.7	1803.8	1822.8	1771.7	1685.7	1590.7	1555.5	1558.6
50°	1665.3	1671.2	1724.2	1803.1	1874.3	1913.5	1869.8	1782.6	1682.2	1644.9	1648.2
52.5°	1695.0	1702.6	1753.9	1836.1	1920.4	1983.6	1957.0	1869.8	1770.5	1734.2	1738.2
55°	1674.3	1680.0	1741.6	1843.5	1948.9	2026.9	2030.9	1955.1	1857.2	1825.4	1836.8
57.5°	1580.2	1587.4	1662.4	1796.0	1952.5	2056.1	2086.5	2034.2	1938.3	1912.4	1919.0
60°	1433.2	1437.7	1517.8	1667.9	1883.1	2068.2	2121.9	2098.8	2017.6	1991.7	2000.7
62.5°	1171.2	1177.8	1273.6	1474.8	1736.6	2032.3	2156.1	2152.3	2091.5	2067.7	2075.8
65°	800.6	812.2	918.2	1172.6	1510.6	1922.6	2187.2	2214.5	2156.8	2126.9	2137.6
67.5°	483.4	492.0	568.7	774.2	1156.0	1701.2	2155.1	2285.3	2202.9	2154.7	2163.5
68°	432.1	440.0	504.1	698.7	1069.3	1638.7	2125.9	2293.4	2207.9	2154.2	2162.0
70°	261.1	266.3	309.3	431.9	712.9	1299.9	1926.6	2286.8	2239.7	2160.8	2165.4
72.5°	170.1	171.8	178.9	221.6	364.2	726.9	1446.0	2130.9	2287.5	2199.6	2198.9
75°	141.3	140.4	141.1	146.1	179.6	318.8	845.0	1683.3	2180.6	2138.5	2123.5
77.5°	119.5	118.8	118.5	118.8	120.2	153.9	366.8	1048.6	1668.6	1891.7	1905.0
80°	96.7	95.7	98.8	97.4	93.1	95.7	153.7	436.2	786.6	846.2	793.0
82.5°	70.3	66.8	80.1	76.3	72.7	67.5	84.8	140.9	187.7	128.8	90.5
85°	54.2	50.4	60.8	58.4	49.9	34.4	50.4	68.9	76.0	43.5	34.2
87.5°	22.1	23.3	43.9	34.7	29.2	16.6	20.7	27.6	37.1	18.5	14.3
90°	0.0	0.0	0.0	0.0	0.0	0.0	0.0	0.0	0.0	0.0	0.0

Signify Classified - Internal  
Cooper Lighting Solutions Photometric Lab  
1121 Highway 74 South  
Peachtree City, GA 30269

Scaled Data Report



Report Generated By 670245982



Signify Classified - Internal  
Cooper Lighting Solutions Photometric Lab  
1121 Highway 74 South  
Peachtree City, GA 30269

Scaled Data Report



Signify Classified - Internal  
Cooper Lighting Solutions Photometric Lab  
1121 Highway 74 South  
Peachtree City, GA 30269

Scaled Data Report



Signify Classified - Internal  
Cooper Lighting Solutions Photometric Lab  
1121 Highway 74 South  
Peachtree City, GA 30269

Scaled Data Report





--- HS    — SS

Signify Classified - Internal  
Cooper Lighting Solutions Photometric Lab  
1121 Highway 74 South  
Peachtree City, GA 30269

Scaled Data Report



u

Signify Classified - Internal  
Cooper Lighting Solutions Photometric Lab  
1121 Highway 74 South  
Peachtree City, GA 30269

Scaled Data Report



(END OF REPORT)